

Register your email account with SecureAuth Self Service Registration

1. Open Internet Explorer and go to <https://secureauth.wdhospital.com/secureauth2/> .
2. Click the radio button next to "This is a private computer". Enter your WDH Network Username (The username you use to log onto the computer) in the field. Click **Submit**.

NOTE: The username you enter is the same username you use to log on to the WDH computers or your WDH email.

Wentworth-Douglass Hospital

Wentworth-Douglass Hospital Login Self Service Registration

Please select the "Public Computer" option if this is not a machine you use regularly, then enter your User ID below and click "Submit" to access the system.

This is a public computer
 This is a private computer

Username:

[Restart Login](#)

Powered by SECUREAUTH

3. You will need to receive a one-time registration code in order to register with SecureAuth. You can send the code to your WDH email address or your WDH phone number. Select your preferred method and click **Submit**.

NOTE: The WDH Phone number must be a number that can be dialed from outside the hospital.

Wentworth-Douglass Hospital

Wentworth-Douglass Hospital Login Self Service Registration

Please choose the delivery method for your Registration Code.

Voice : xxx-xxx-2222
 E-mail xxxxx@wdhospital.com

[Restart Login](#)

Powered by SECUREAUTH

4. You will receive a one-time registration code to your email account or your desk phone. Please enter this code in the Registration Code field and click **Submit**.

The screenshot shows the 'Wentworth-Douglas Hospital Login Self Service Registration' page. At the top left is the hospital logo. Below it is a dark blue header with the text 'Wentworth-Douglas Hospital Login Self Service Registration'. The main content area has a white background with the instruction 'Enter the code that you just received on your phone'. Below this is a 'Registration Code:' label and a text input field. Underneath the input field is a numeric keypad with buttons for digits 1-9, 0, and a 'C' (clear) button. A 'Submit' button is located below the keypad. At the bottom of the form area, there is a link that says 'Please click here to use an alternate registration method.' The footer contains a 'Restart Login' link on the left and a 'Powered by SECUREAUTH' logo on the right.

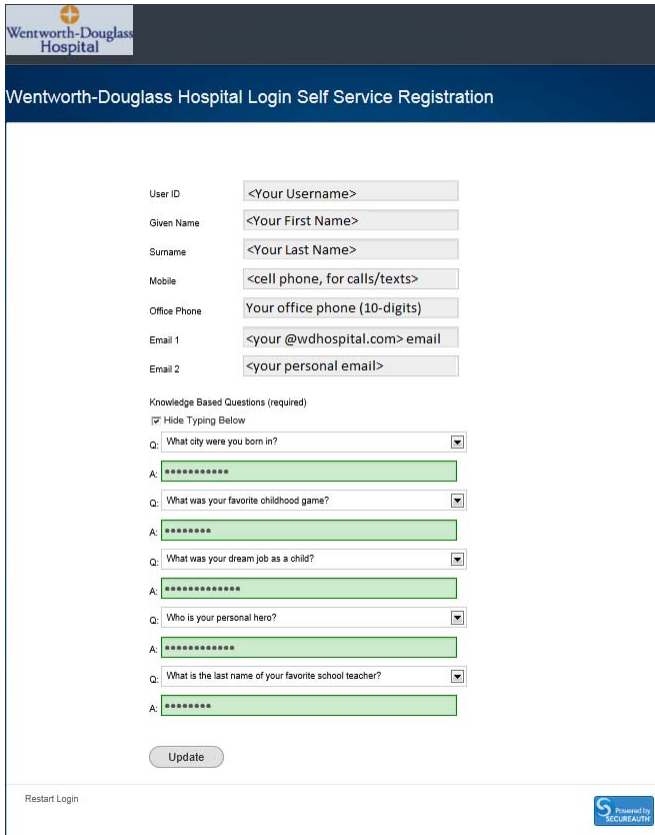
5. Enter the password you use to access your WDH email account and click **Submit**.

The screenshot shows the 'Wentworth-Douglas Hospital Login Self Service Registration' page. At the top left is the hospital logo. Below it is a dark blue header with the text 'Wentworth-Douglas Hospital Login Self Service Registration'. The main content area has a white background with the instruction 'Please enter the password associated with your User ID.' Below this are two input fields: 'Username:' with the value 'jrandall@wdh' and 'Password:' with an empty field. A 'Submit' button is located below the password field. At the bottom of the form area, there is a link that says 'Please click here to use an alternate registration method.' The footer contains a 'Restart Login' link on the left and a 'Powered by SECUREAUTH' logo on the right.

6. When registering your personal device(s), you will need to have SecureAuth send you a new registration code. You will need to fill in either the Mobile or Email 2 Fields with a phone number or a personal email address that is readily accessible outside WDH. You should also select questions in the Knowledge Based Questions section and provide answers to the questions. When finished, click **Update**.

NOTE: The answers to the knowledge based questions are case sensitive.

NOTE: It is highly recommended that you fill in all of the fields on this form.



Wentworth-Douglass Hospital

Wentworth-Douglass Hospital Login Self Service Registration

User ID: <Your Username>
Given Name: <Your First Name>
Surname: <Your Last Name>
Mobile: <cell phone, for calls/texts>
Office Phone: Your office phone (10-digits)
Email 1: <your @wdhospital.com> email
Email 2: <your personal email>

Knowledge Based Questions (required)
 Hide Typing Below

Q: What city were you born in?
A: *****

Q: What was your favorite childhood game?
A: *****

Q: What was your dream job as a child?
A: *****

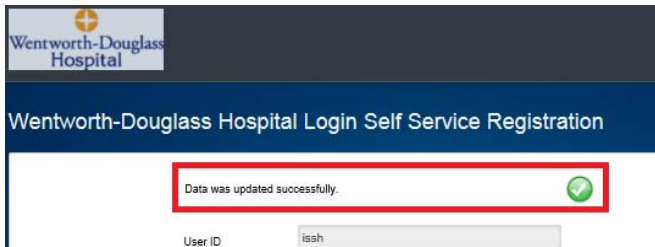
Q: Who is your personal hero?
A: *****

Q: What is the last name of your favorite school teacher?
A: *****

[Restart Login](#)


Powered by COURZA

7. Scroll to the top of the page. Verify you see the message “Data was updated successfully”.



Wentworth-Douglass Hospital

Wentworth-Douglass Hospital Login Self Service Registration

Data was updated successfully. 

User ID: issh

When you see the message Data was updated successfully, your registration is complete and you can close Internet Explorer.